



**Precision oncology:**

Liquid and tissue CGP testing solutions for oncologists

**PanTracer™ Portfolio:**


PanTracer™ Tissue and PanTracer™ LBx



# Comprehensive genomic profiling drives optimized clinical decision-making

Clinical guidelines recommend broad panel-based biomarker testing, such as comprehensive genomic profiling (CGP). CGP offers significant advantages over traditional single-marker analysis or targeted panels, including:

- Analyzing hundreds of genes in a single assay
- Delivering faster turnaround time compared to sequential testing approaches
- Detecting both common and rare actionable variants
- Capturing emerging biomarkers and clinical trial matches



**CGP panels identified actionable alterations in 67% of tumors — more than double the 33% found using a 50-gene targeted next-generation sequencing (NGS) panel.<sup>1</sup>**

## Introducing

**NEO | PanTracer™ Tissue** and **NEO | PanTracer™ LBx**

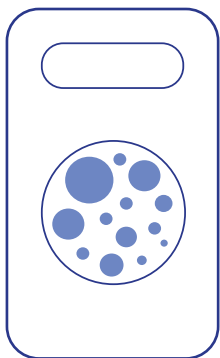
Next-generation diagnostic solutions for patients with advanced-stage solid tumors.

The PanTracer portfolio empowers oncologists with actionable genomic insights for confident, real-time treatment decisions. Whether you're selecting approved targeted therapies or exploring clinical trials, working from a liquid or tissue biopsy, PanTracer ensures that you're equipped with the insights you need.

PanTracer Tissue and PanTracer LBx work together seamlessly to maximize genomic insights. Order these tests independently or as complementary tests based on your patient's unique needs. When every answer counts, PanTracer is there to support you.

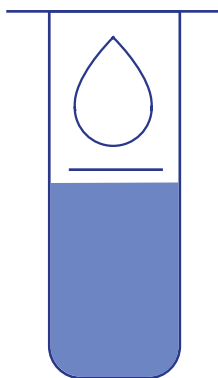
- **Comprehensive genomic coverage:** SNVs, InDels, fusions, CNVs, MSI, and TMB
- **Guideline-driven panels:** broad content covering over 500 biomarkers
- **Easy-to-interpret reports** providing actionable insights
- **Seamless workflow integration** with online ordering and results portal
- **Add-on specialty IHC** from our extensive test menu

CNVs = copy number variants; IHC = immunohistochemistry; InDels = insertions/deletions; MSI = microsatellite instability; SNVs = single-nucleotide variants; TMB = tumor mutation burden.



## NEO | PanTracer™ Tissue

In oncology, every decision matters. PanTracer Tissue offers broad, tissue-based CGP designed to support oncologists in delivering personalized care. Aligned with clinical guidelines, this test covers key biomarkers recommended for therapy selection and additional genomic insights for clinical trial enrollment.



## NEO | PanTracer™ LBx

In the evolving landscape of precision oncology, accessing tumor-specific genomic insights quickly and noninvasively is critical. PanTracer LBx is a liquid biopsy test that delivers comprehensive, clinically actionable insights from a simple blood draw. It empowers real-time decision-making, especially in patients for whom tissue biopsies are not feasible.



### **Broad guideline-compliant CGP panel covering >500 genes**

Detection from DNA and RNA sequencing for PanTracer Tissue, and circulating tumor DNA (ctDNA) sequencing for PanTracer LBx



### **Rapid turnaround time to support timely decision-making**

Results in 8-10 days for PanTracer Tissue, and within 7 days for PanTracer LBx



### **Actionable and informative reports**

Clear, concise reports to support rapid clinical decisions



### **Minimal specimen requirements supporting broader patient access**

As few as 10 slides for PanTracer Tissue, and a simple blood draw for PanTracer LBx

Through our national mobile phlebotomy program, we offer site-location testing services or in-home blood draws for liquid biopsy assays. This is a safe and convenient way for liquid biopsy specimens to be collected by licensed phlebotomists at no added costs to your patients.

We pride ourselves on our unparalleled Client Services team. If you have questions regarding test information, specimen requirements, turnaround times, test add-ons, or patient results, please email us at [Client.Services@NeoGenomics.com](mailto:Client.Services@NeoGenomics.com) or call **866.776.5907, Option 3.**

#### Reference

1. Dowdell AK, Meng RC, Vita A, et al. Widespread adoption of precision anticancer therapies after implementation of pathologist-directed comprehensive genomic profiling across a large US health system. *JCO Oncol Pract.* 2024;20(11):1523-1532.

NeoGenomics, Inc. is a premier cancer diagnostics company specializing in cancer genetics testing and oncology data solutions. We offer one of the most comprehensive oncology-focused testing menus across the cancer continuum, serving oncologists, pathologists, hospital systems, academic centers, and pharmaceutical firms with innovative diagnostic and predictive testing to help them diagnose and treat cancer. Headquartered in Fort Myers, FL, NeoGenomics operates a network of College of American Pathologists (CAP)-accredited and Clinical Laboratory Improvement Amendments (CLIA)-certified laboratories for full-service sample processing and analysis services throughout the United States; and a CAP-accredited full-service sample processing laboratory in Cambridge, United Kingdom. © 2025 NeoGenomics Laboratories. All rights reserved.



9490 NeoGenomics Way  
Fort Myers, FL 33912

Phn: 866.776.5907  
Fax: 239.690.4237

**NeoGenomics.com**

All trademarks are the property of their respective owners.  
CORP-MRKT-0280 08.25